

UNIQUE KITCHENS & BATHS

COLLABORATIONS



EDITED
INTERIORS

STORIE
COLLECTIVE

CUSTOM CABINETRY

FOR MODERN
LIVING

“

Working with Storie Collective was wonderful. Sara is magical. The level of intentionality in her designs, and the way in which she really gets to know what you're looking for was my favorite part of the process. I felt heard and understood while working with Sara, and her questions helped drive her understanding of me as a client.

- MELISSA LEE, CLIENT



THE SPECS

ABOUT THE COLLECTION

Our aesthetic is marked by the authentic use of natural materials, raw textures and handmade objects, mixed with modern essentials for every day living.

Our palette includes timeless and historic colors, comprised of tried and true neutrals and earth tones. These calming tones blend perfectly with any aesthetic. Hues can also be paired to create a layered, multi-dimensional space.

Our signature door profiles and hardware selections are grounded in traditional design, reflecting historical elements, and elevated with modern lines and details.

This collection sets the tone for your home updates, striking the perfect balance between historical details and modern living.

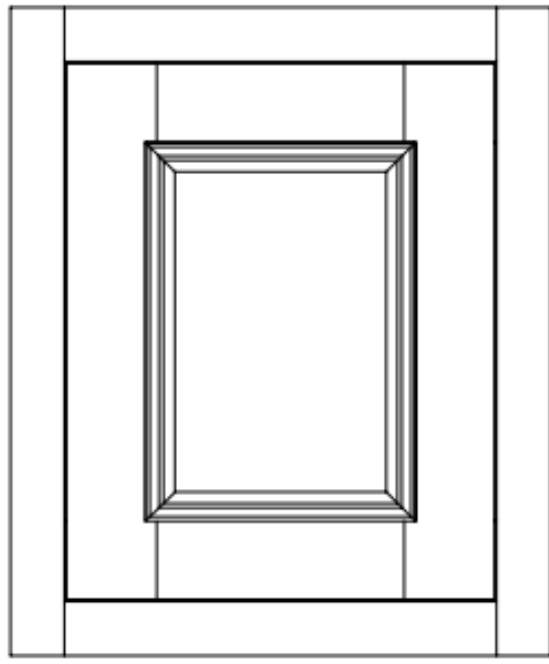
THE DETAILS

- Built in America
- Soft-close hinges
- Durable, layered finishes
- Architectural embellishments
- Solid brass hardware




DOOR PROFILES

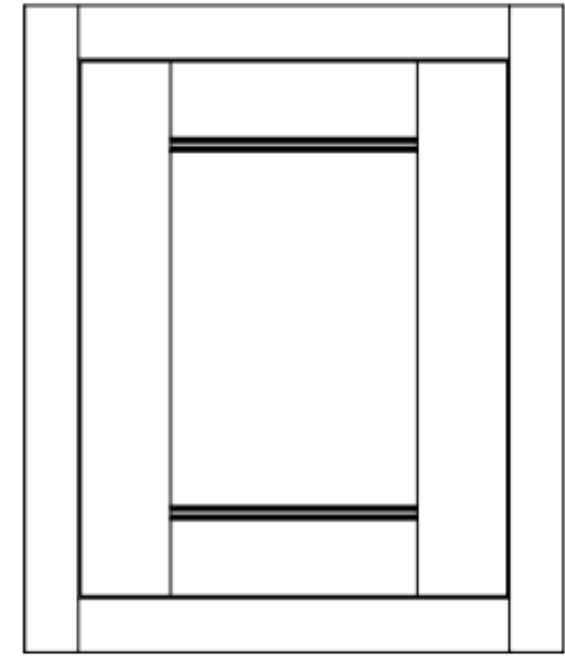
AGATHA



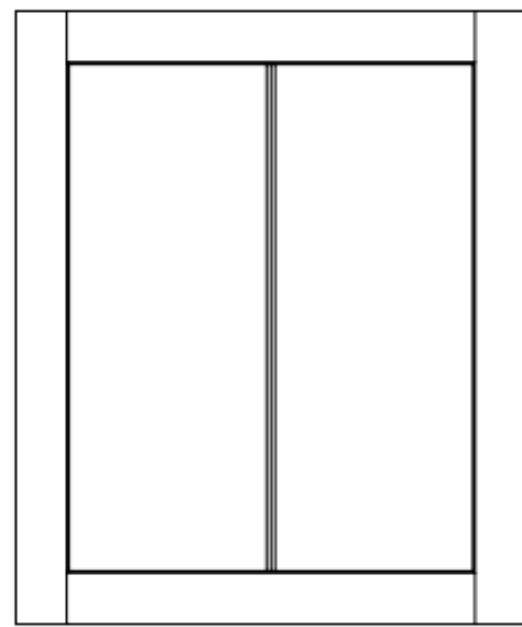
BEADED LOUISE



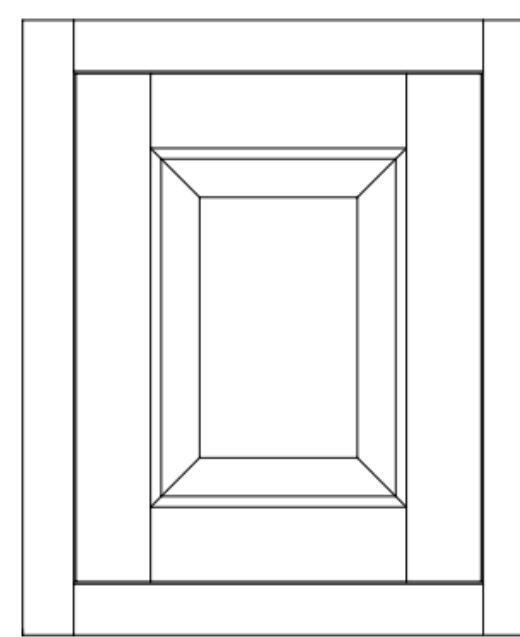
HARPER



JOAN



ZORA




DOOR SAMPLES

AGATHA




BEADED LOUISE



HARPER



JOAN



ZORA



COLOR OPTIONS



Tailored White




Historic Pink




The Only Red




Collected Blue




Old World White




Perfected White



Adaptive Green



Architect's Grey



Fashioned Blue




Soft Black


WOOD FINISHES



Bleached White Oak



Heirloom White Oak



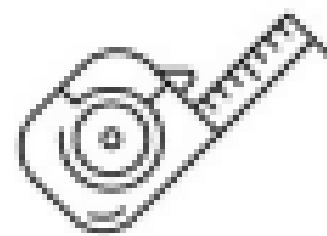
Aged White Oak



Ebony White Oak/Maple

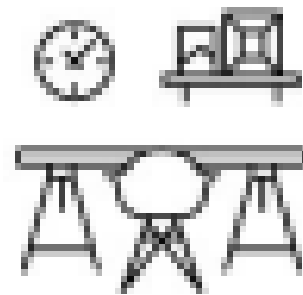


THE PROCESS



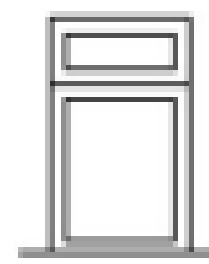
MEASURE YOUR SPACE

*See downloadable Measuring Guide on following page. Scan and email layout to uniquekitchensandbaths@yahoo.com



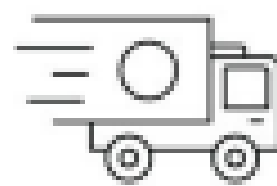
CUSTOM DESIGN BEGINS

Once existing layout is reviewed, a design fee will be proposed at which time you can decide to proceed.



DESIGN PACKET APPROVAL

Once design approval is achieved, an invoice will be sent and is due in full. We will send a signoff packet. Your signoff packet will include the plan and elevation list. Once order is placed, your design fee will be credited to your order.



DELIVERY TIMELINE

Payment must be received in full before production can commence. Please allow up to 10 weeks for delivery. Delivery available across the continental USA.

Please Note:

We are not responsible in any way for measurements you provide. We recommend you have your designer or installer verify all measurements carefully. If you are not working with a designer, please contact UKB about our referring designer list.

STEPS TO MEASURE YOUR SPACE

1

Step One: Your Kitchen Shape

Draw your kitchen as a box showing all walls and openings. Make sure to mark all openings with labels (ie: door, window, etc.).

2

Step Two: Measuring

Go from edge to edge with a tape measure and mark everything. This includes wall lengths, opening lengths, ceiling heights and appliance spaces.

3

Step Three: Your Layout

if you have an idea or change you want to make, let us know! Feel free to draw your ideas of what you would like to include in your new kitchen.

4

Step Four: Appliances

Make note of the sizes and specs of any appliances you have or plan on purchasing for your new kitchen.



MEASURING GUIDE

Name:

Door Style:

Email:

Finish Color:

Phone:

Who can we thank for your referral?

A large grid of graph paper for taking measurements. The grid consists of 20 columns and 20 rows of small squares. A vertical line is drawn between the 10th and 11th columns, and a horizontal line is drawn between the 10th and 11th rows, creating a central cross that divides the grid into four quadrants.



Questions?

PHONE: 410-247-2070

EMAIL: UNIQUEKITCHENSANDBATHS@YAHOO.COM

INSTAGRAM: @UNIQUEKITCHENSANDBATHS

FACEBOOK: UNIQUE KITCHENS AND BATHS LLC.